

July 2011

US Economics

Bank of America 
Merrill Lynch

Michelle Meyer +1 646 855 6261

Economist

MLPF&S

mmeyer2@baml.com

The Rehab Economy

Merrill Lynch does and seeks to do business with companies covered in its research reports. As a result, investors should be aware that the firm may have a conflict of interest that could affect the objectivity of this report. Investors should consider this report as only a single factor in making their investment decision.

Refer to important disclosures on page 32-36.

Recovery underway, but still fragile

Rehab stage of recovery:

- *Good*: corporate sector
- *Bad*: slow credit growth and household balance sheet healing
- *Ugly*: housing recession ongoing

Policy uncertainty:

- Debt ceiling debacle
- Fed: "wait and see" mode

Markets:

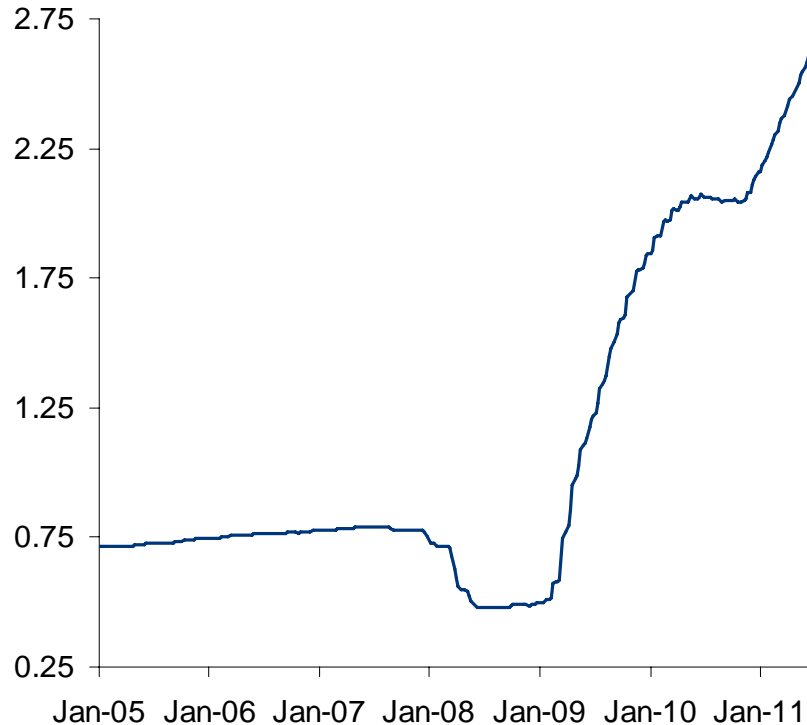
- Volatility around US fiscal situation
- Dependent on economic data

	2010	2011	2012
Real GDP (SAAR)			
<i>BofAML</i>	2.9	2.3	2.9
<i>Consensus</i>	2.9	2.5	3.0
Unemployment rate (4Q Avg)			
<i>BofAML</i>	9.6	9.1	8.6
<i>Consensus</i>	9.6	8.9	8.3
Core PCE			
<i>BofAML</i>	1.3	1.4	1.6
<i>Consensus</i>	1.3	1.3	1.7
Fed Funds Rate (eop)			
<i>BofAML</i>	0.13	0-0.25	0.75
<i>Consensus</i>	0.25	0.25	1.40

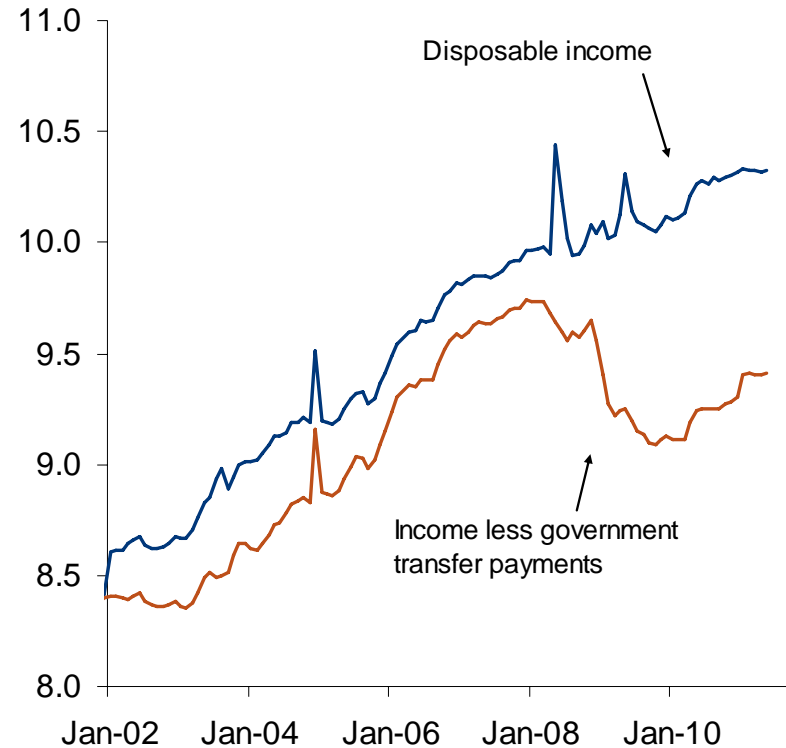
Stimulus-induced growth

The economy is reliant on monetary and fiscal stimulus

Federal Reserve securities held outright
(\$tr)



Personal income boosted by government transfers
(\$tr, real)



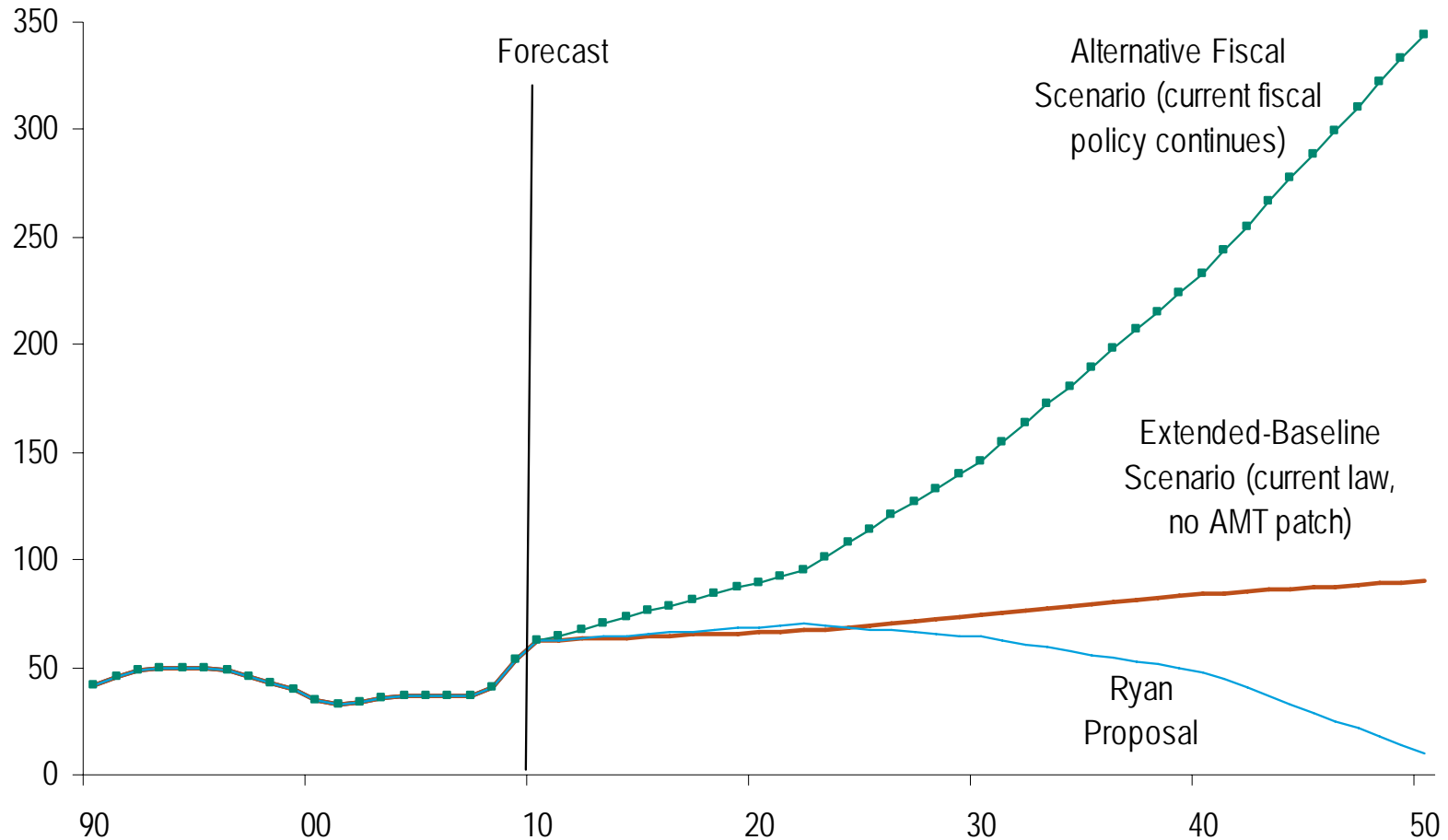
Too much of a good thing?

Under current policy in 2011...

• <i>Payroll tax ends</i>	<i>\$90 bn</i>
• <i>Extended unemployment benefits end</i>	<i>\$40 bn</i>
• <i>Infrastructure spending slows</i>	<i>\$50 bn</i>
• <i>Spring budget cuts kick in</i>	<i>\$15 bn</i>
= <i>Total automatic</i>	<i>\$205 bn</i>
• <i>Aggressive FY 2011 cuts</i>	<i>\$150 bn</i>
<hr/>	
• <i>Total</i>	<i>\$365 bn</i> <i>(2% of GDP)</i>

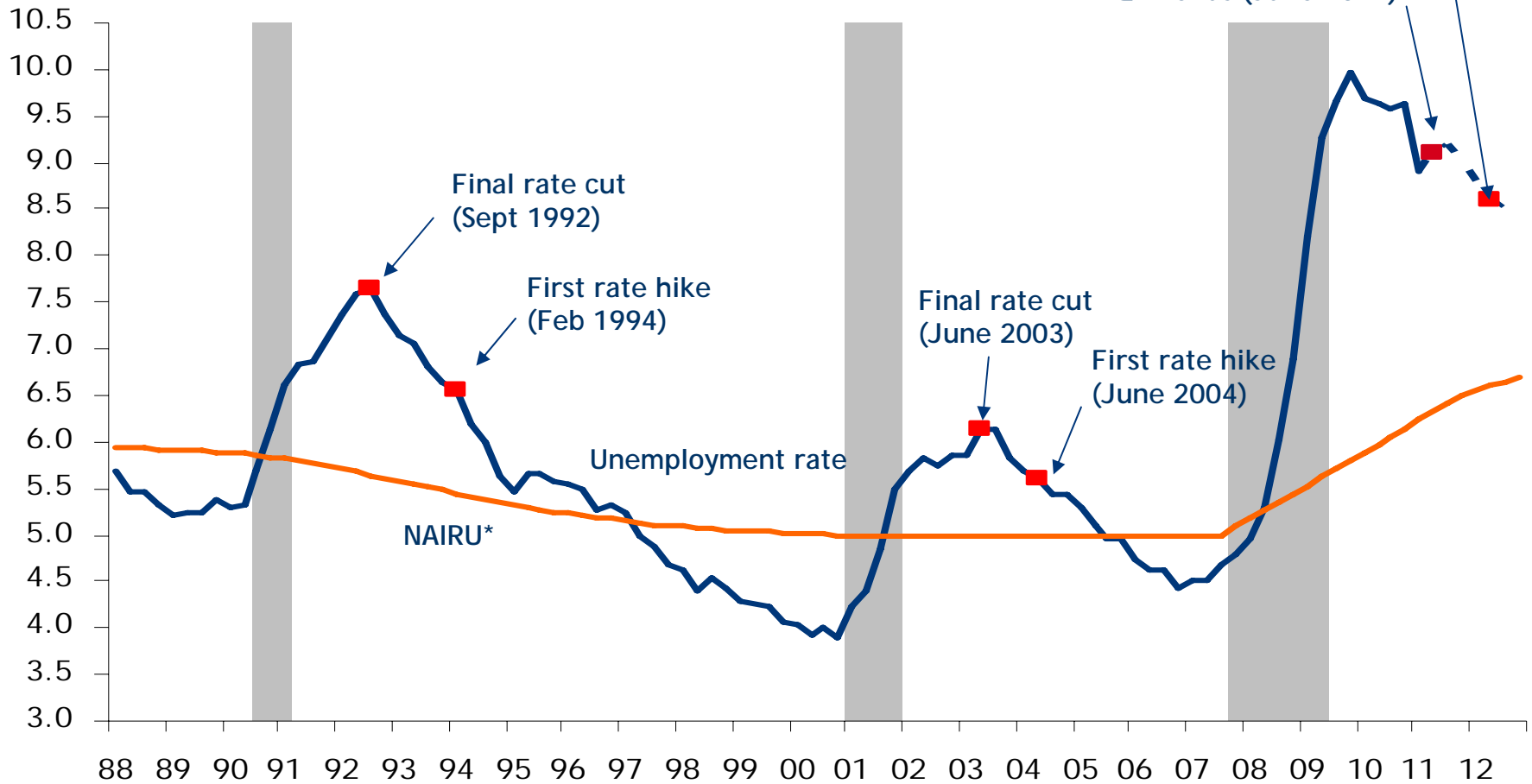
Budget showdown

Debt-to-GDP ratio under different deficit scenarios



Fed: A long way to the exit

Unemployment rate (percent)

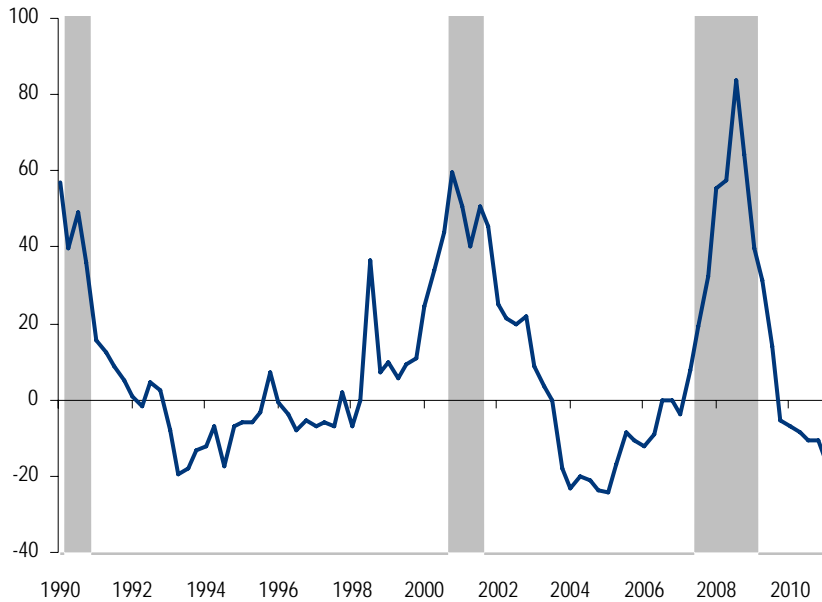


*NAIRU is the CBO estimate of the inflation-neutral unemployment rate; Shaded regions represent periods of US recession
Source: Bureau of Labor Statistics, Federal Reserve Board, Haver Analytics, BofA Merrill Lynch Global Research

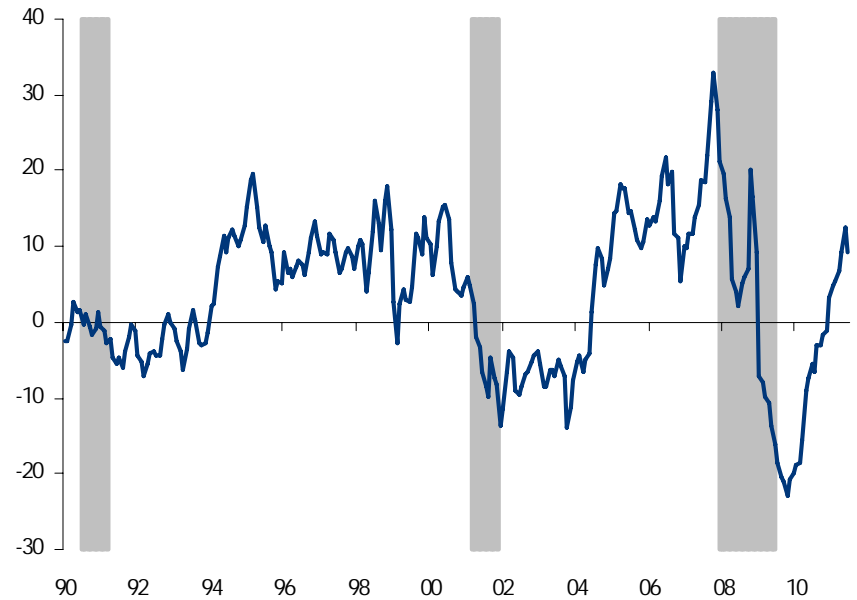
The Good: Signs of progress

Lending: Some progress

Banks have eased lending standards
(net % tightening)



Business lending has started to pick up
(C&I loans, %3m annualized)



Twin engines: Equipment and exports

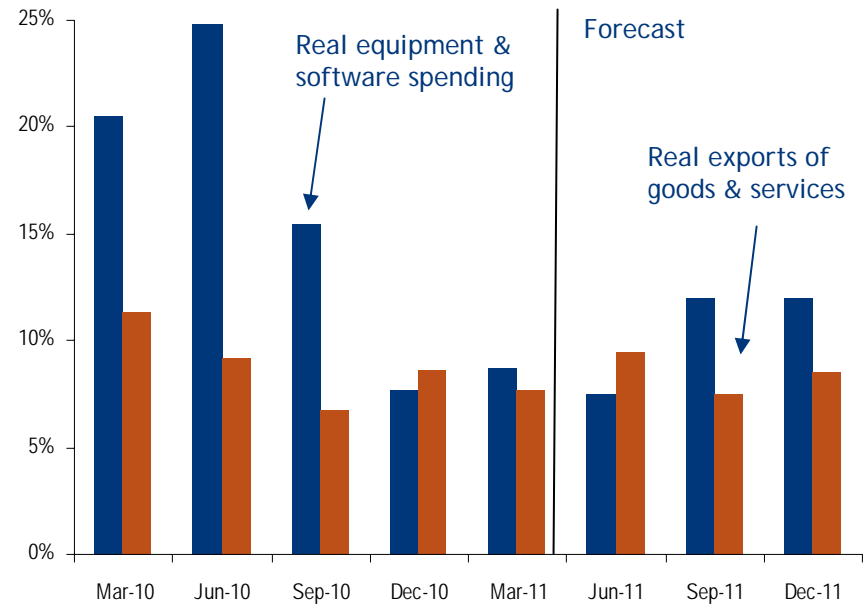
Equipment

- Strong balance sheets
- Pent-up demand
- Lack of confidence

Exports

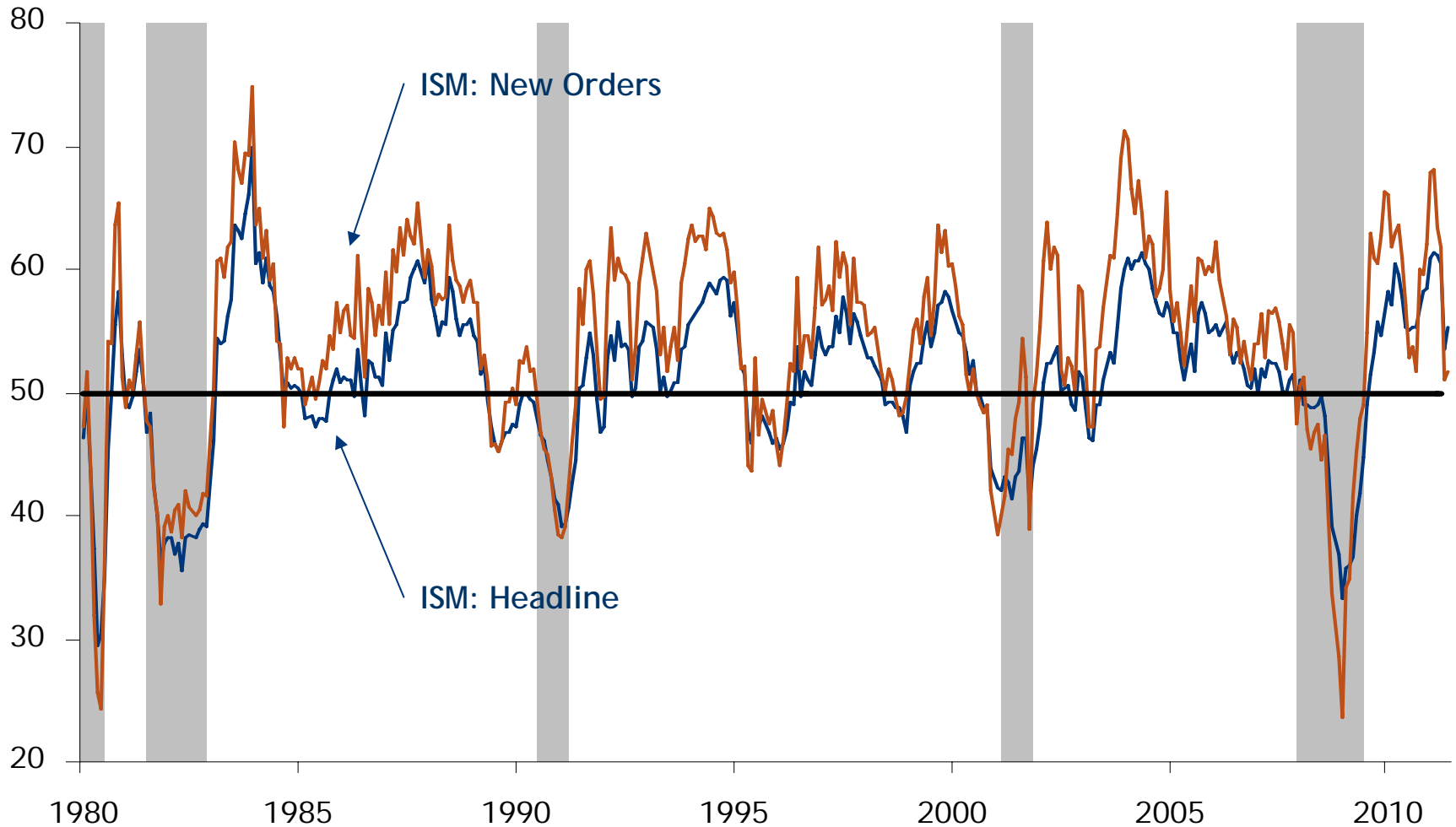
- Strong global growth
- Increased competitiveness

(QoQ % change, SAAR)



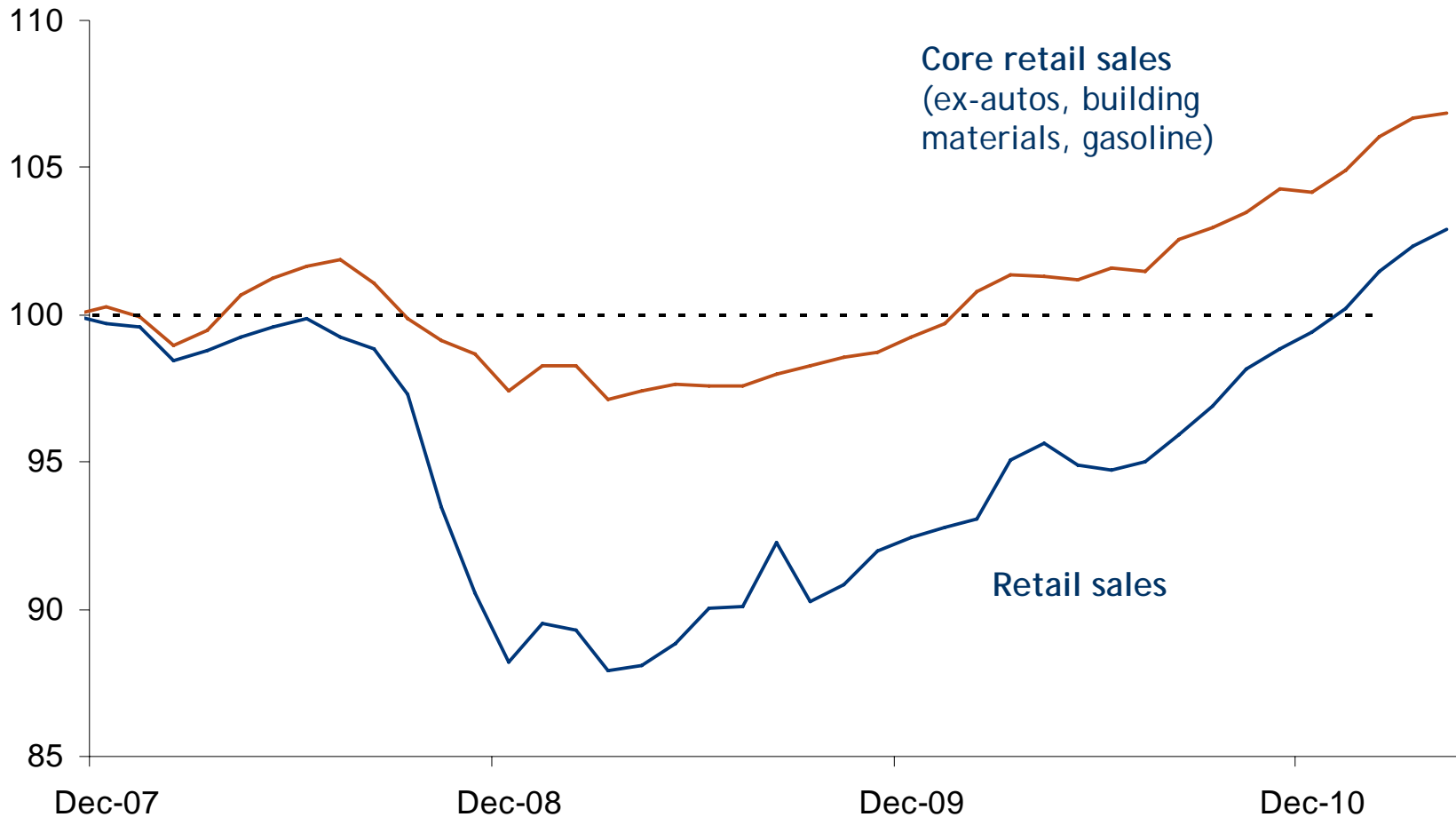
Manufacturing: (temporarily) lower

ISM manufacturing
(Index level)



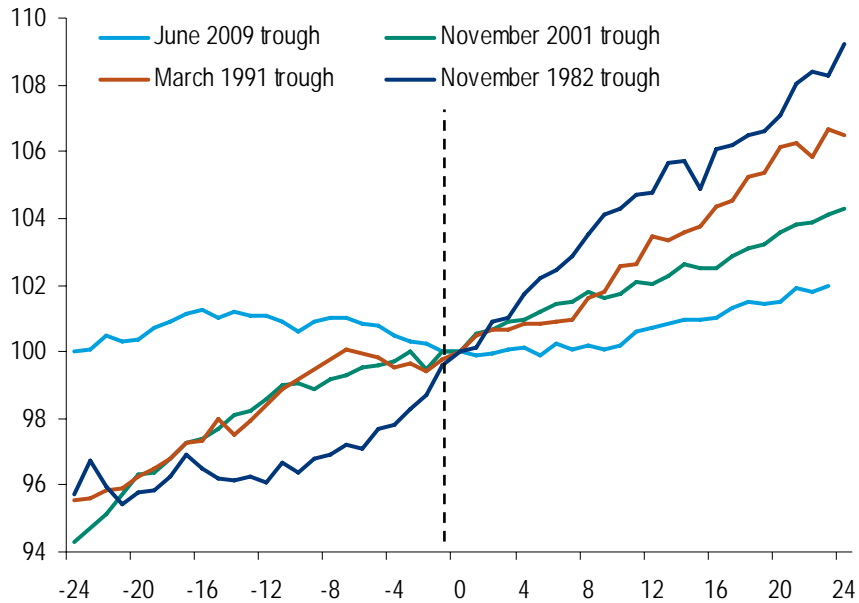
Consumer: Back to pre-recession levels

(indexed to 100 at cycle peak)

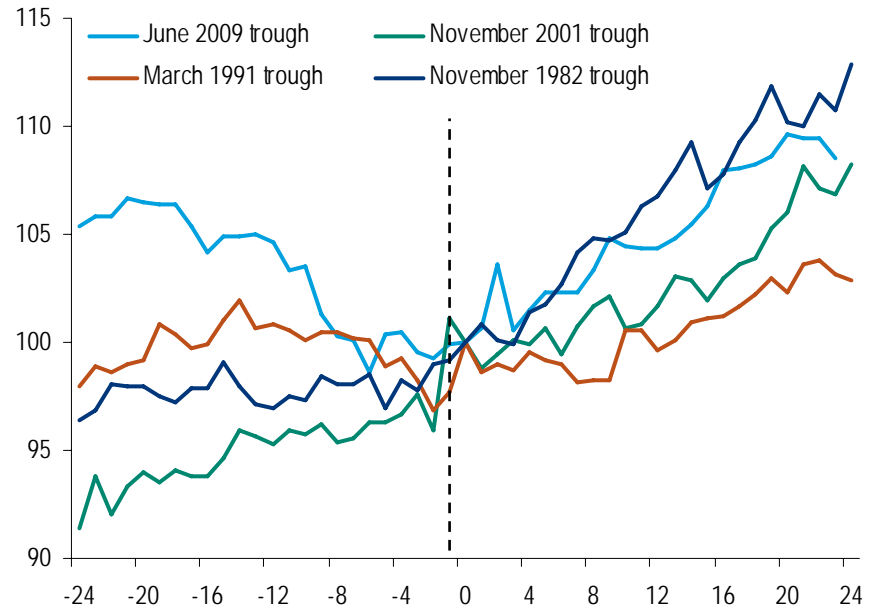


Consumer: Goods not services

Real consumption of services
(indexed to 100 at cycle trough)



Real consumption of goods
(indexed to 100 at cycle trough)

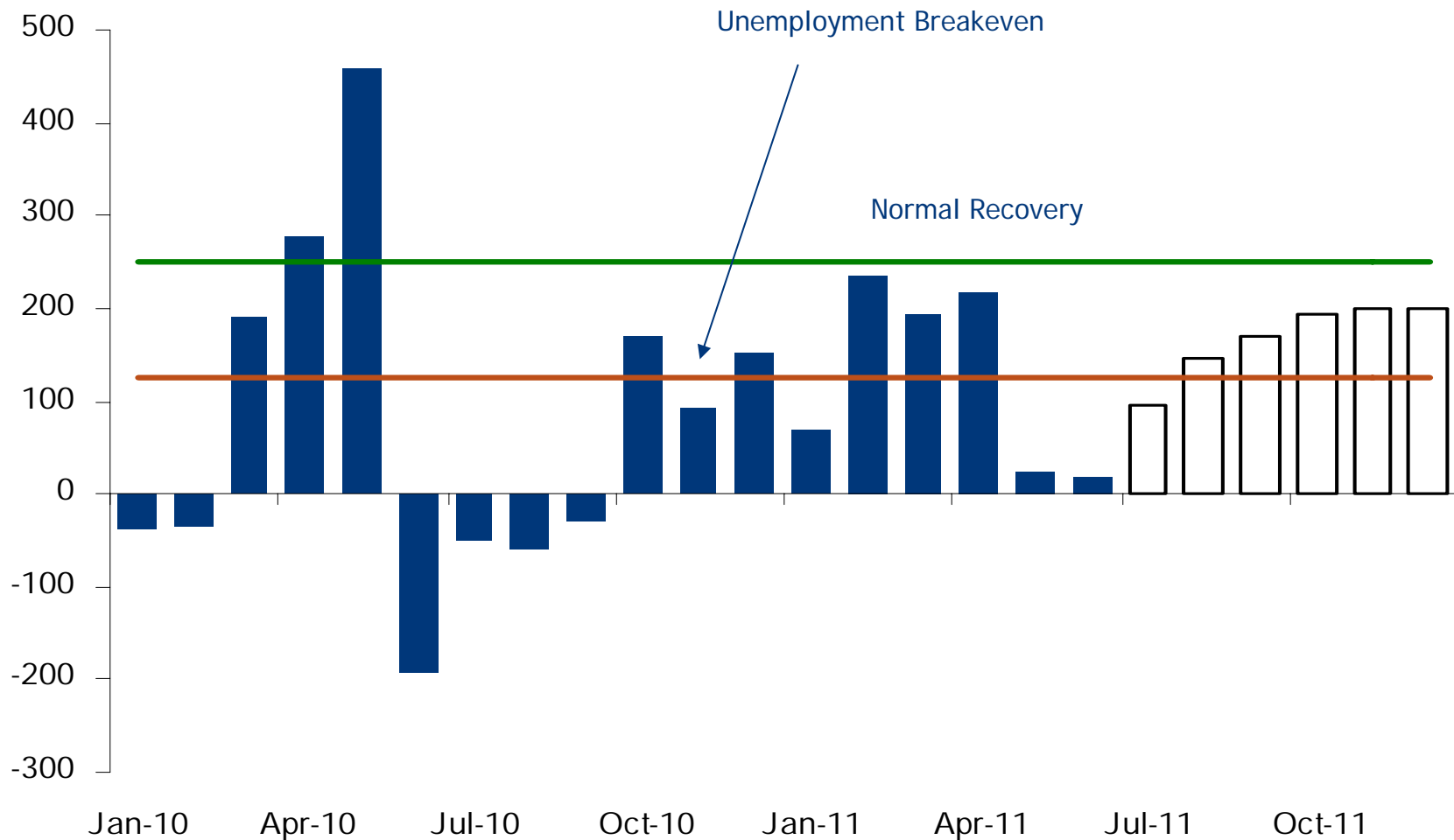


Note: Services represent 65% of total consumer spending; Indexed to 100 at the business cycle trough
Source: BLS, BofA Merrill Lynch Global Research

The bad: Gradual healing

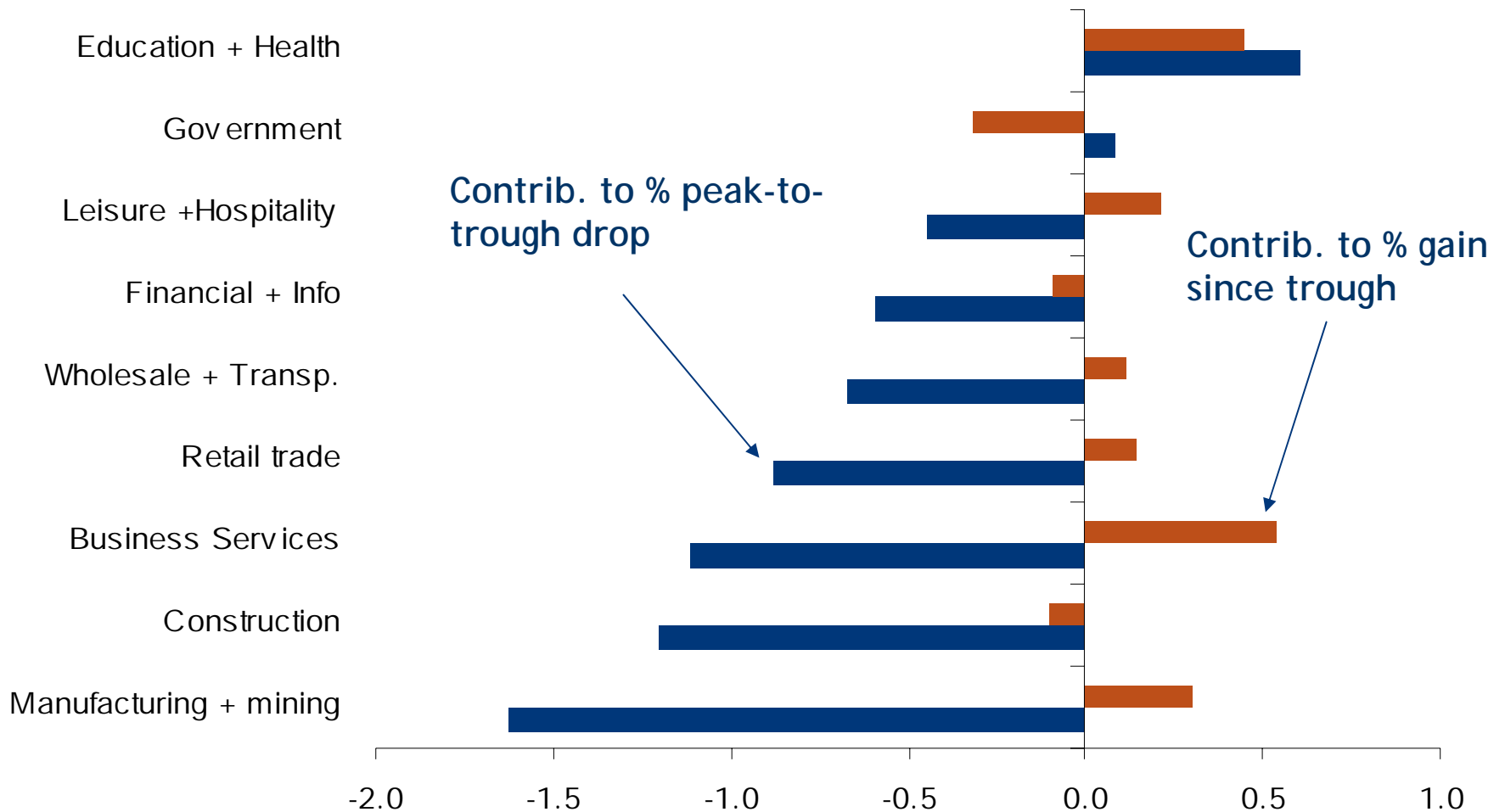
Jobs: Disappointing

Nonfarm payrolls
(Change, 000s)

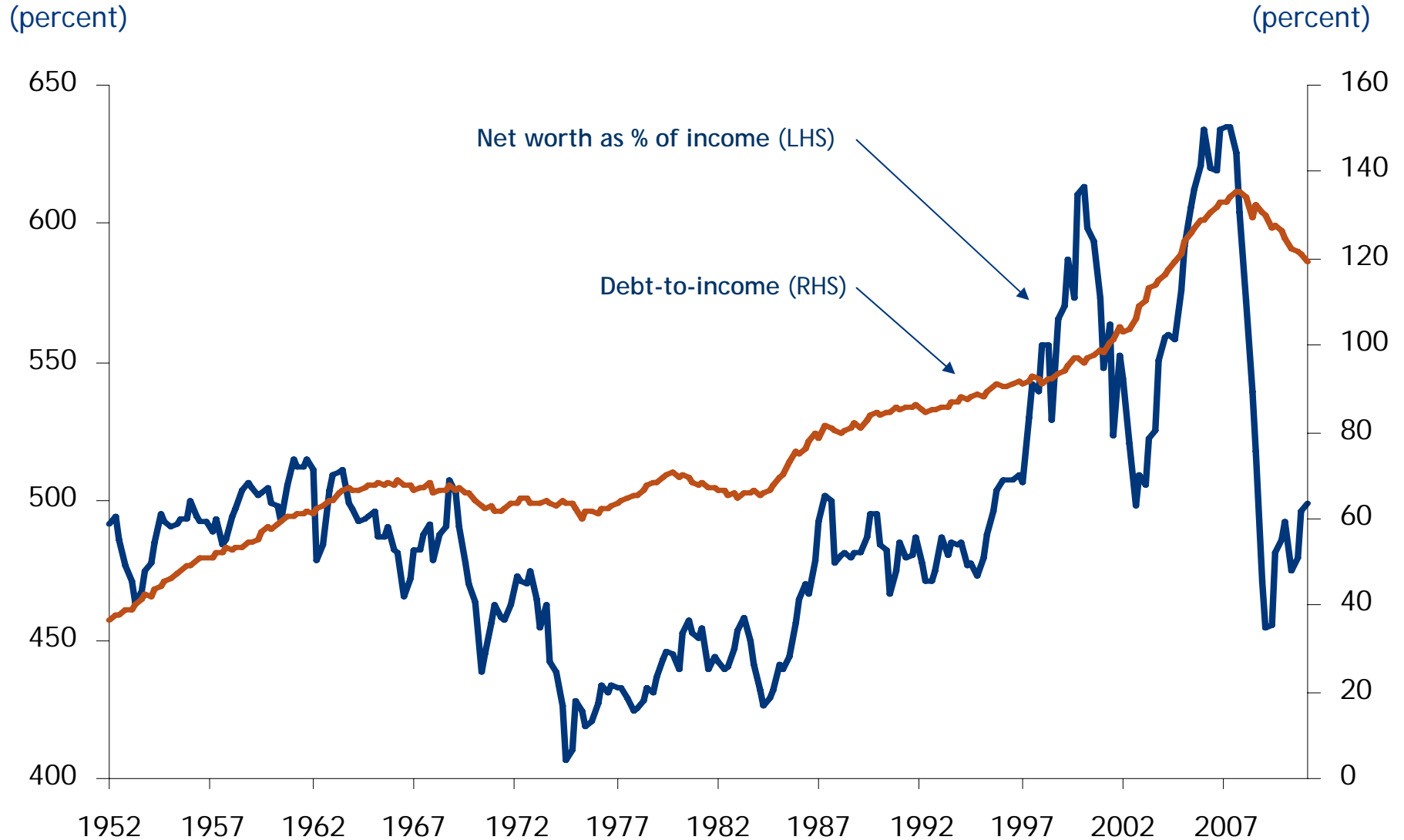


Jobs: Widespread cuts

Contribution to change in nonfarm payrolls



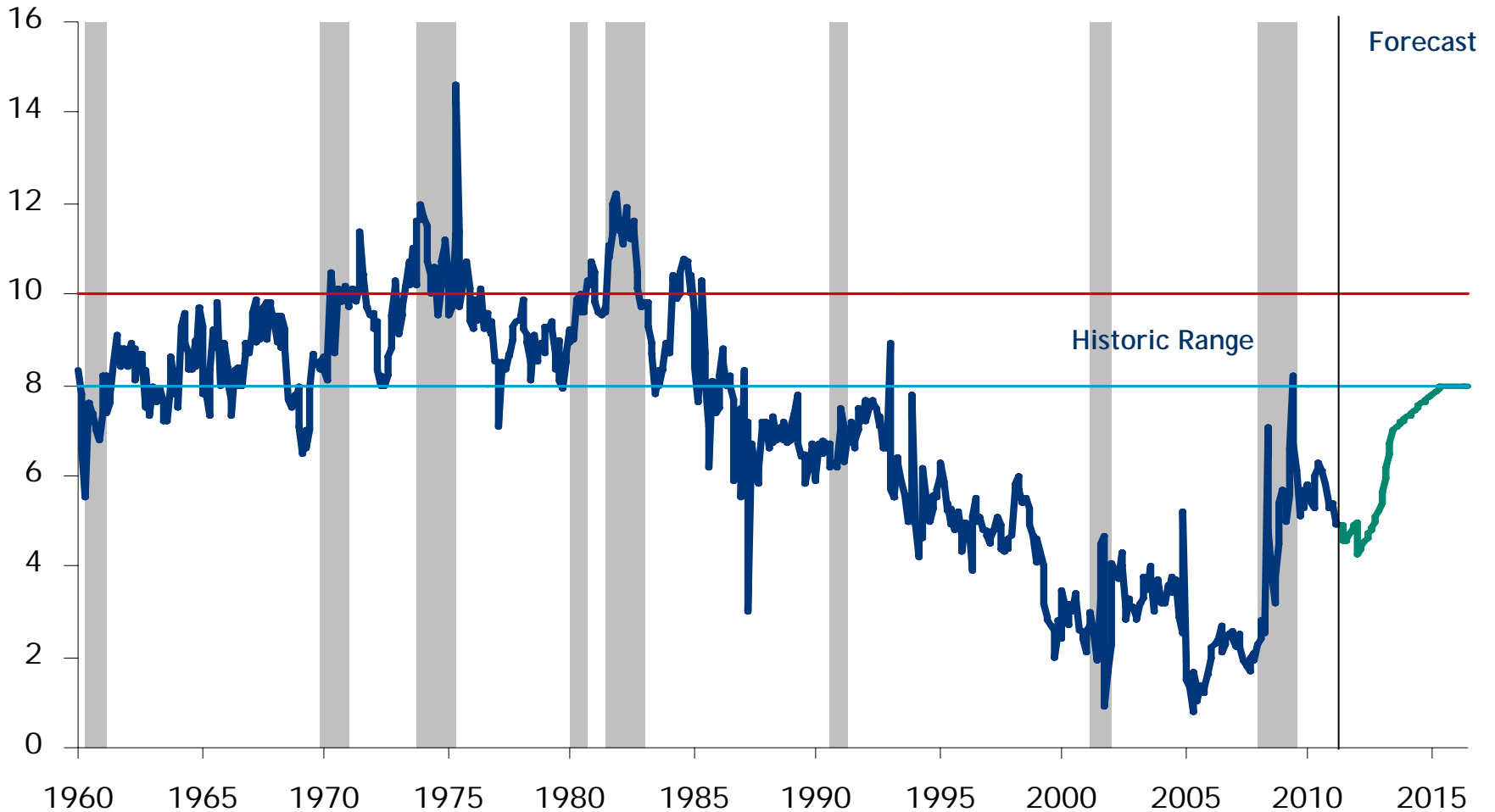
Consumer: Deleveraging



*Income is disposable income
Source: Federal Reserve Board, BofA Merrill Lynch Global Research

Consumer: Gradual savings

Savings rate
(percent)

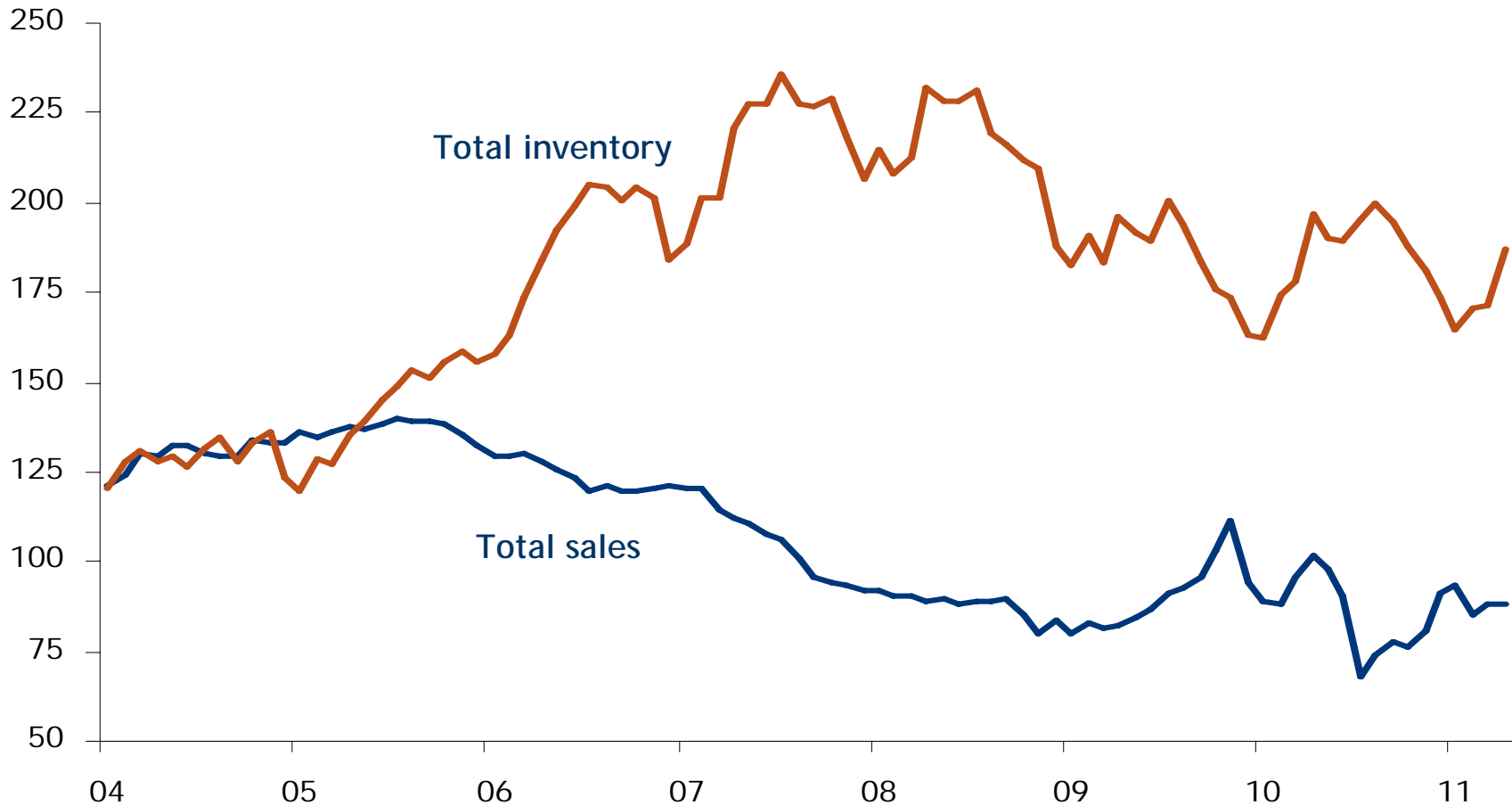


Note: Green line is BofA Merrill Lynch forecast
Source: BofA Merrill Lynch Global Research

The ugly: Housing

Housing hurts: Wide imbalance

(index level)



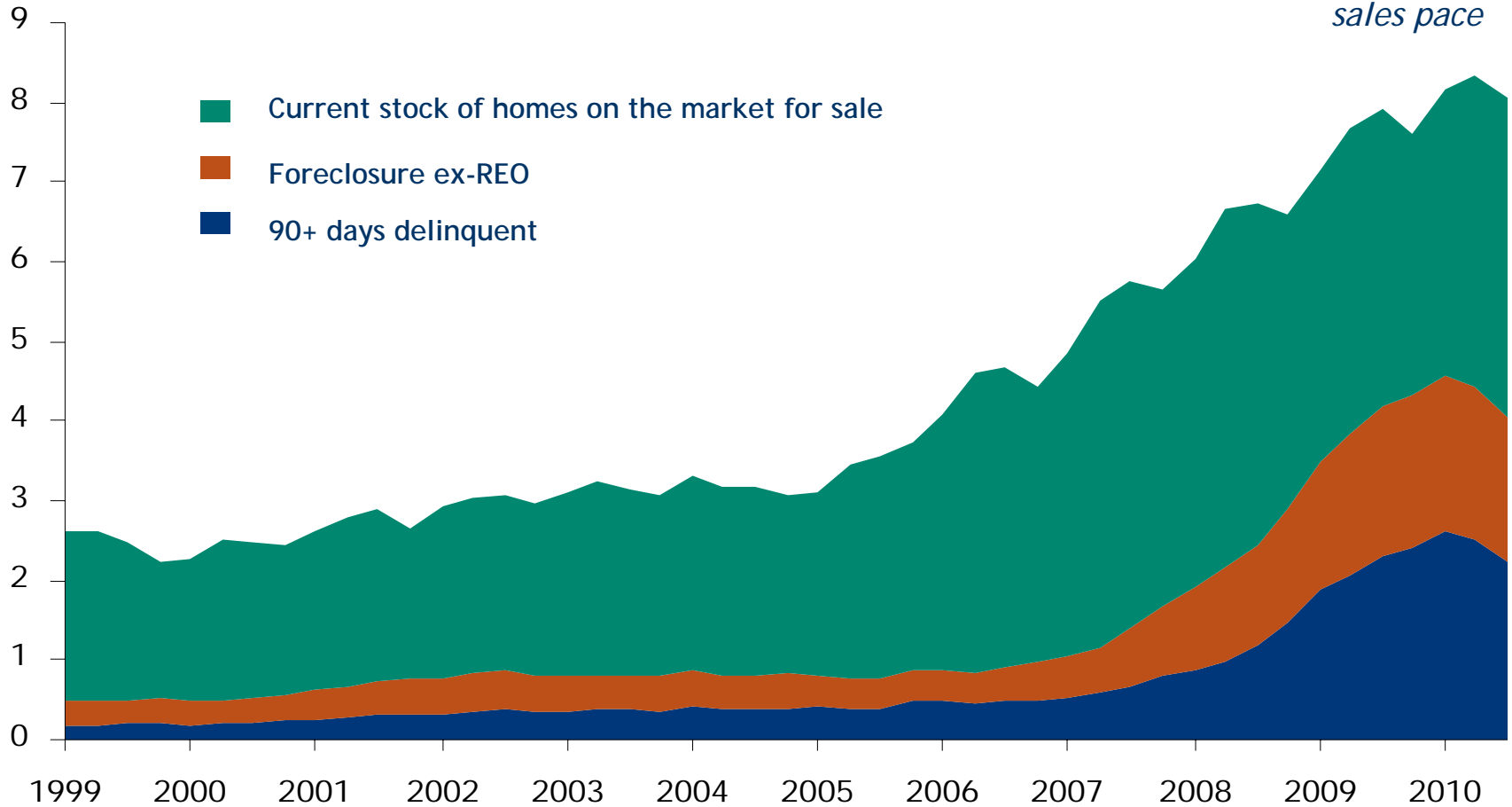
Indexed to 100 at 2001

Source: Census Bureau, National Association of Realtors, BofA Merrill Lynch Global Research

Housing hurts: In the shadows

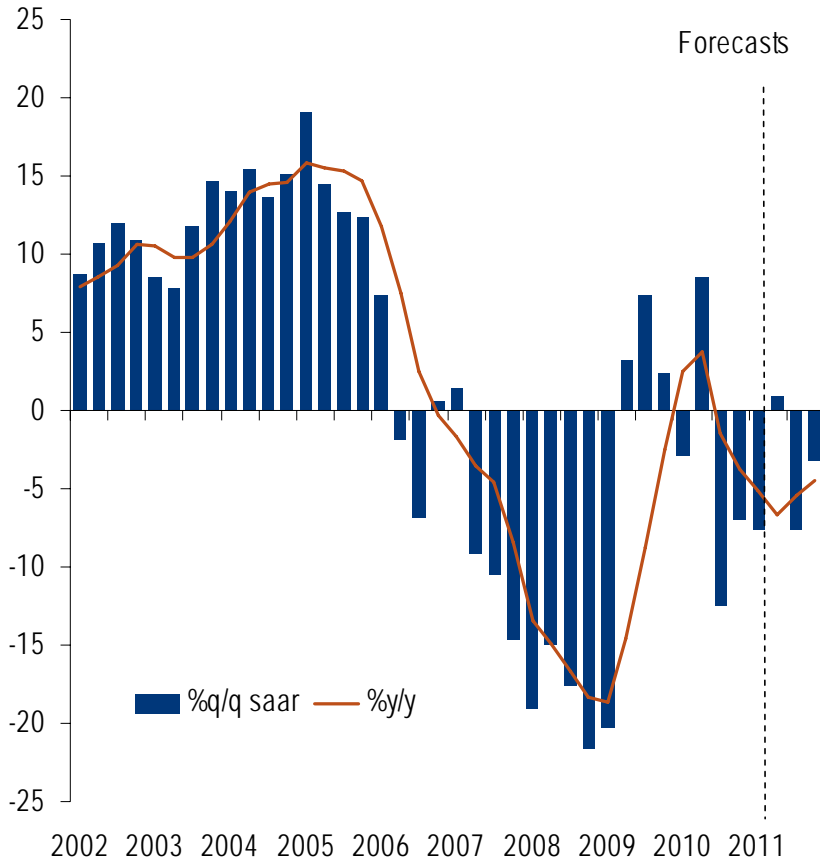
(current and future inventory, millions of homes)

*Will take 17 months to
clear at the current
sales pace*

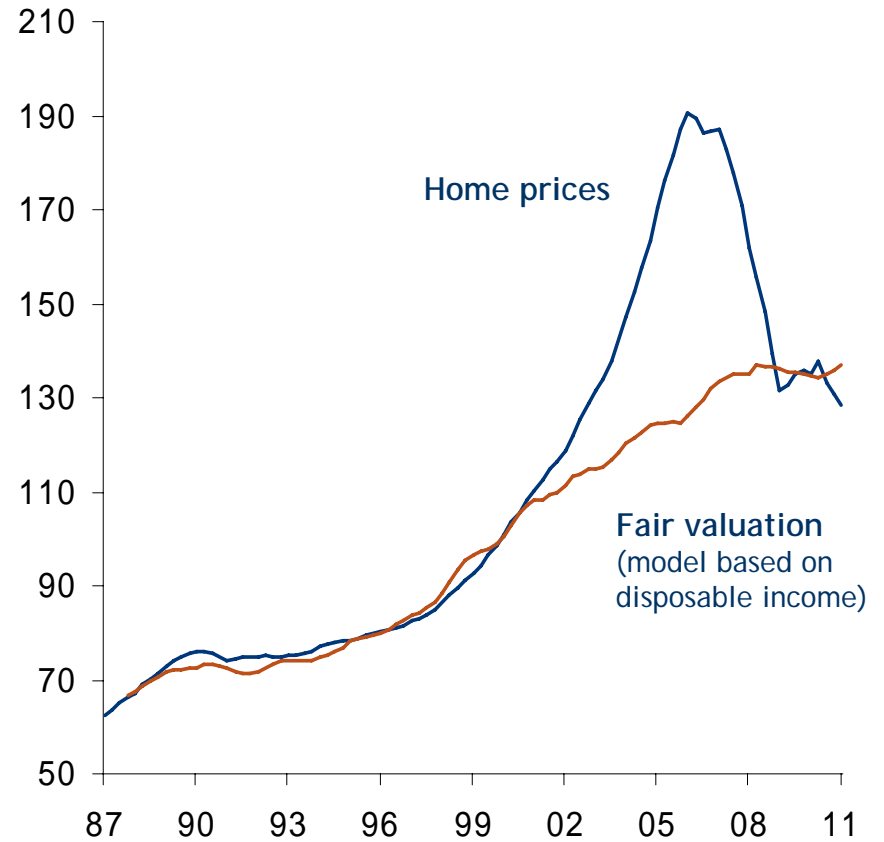


Housing hurts: Prices mini-double dip

Home prices to fall further this year
(S&P Case-Shiller national index)

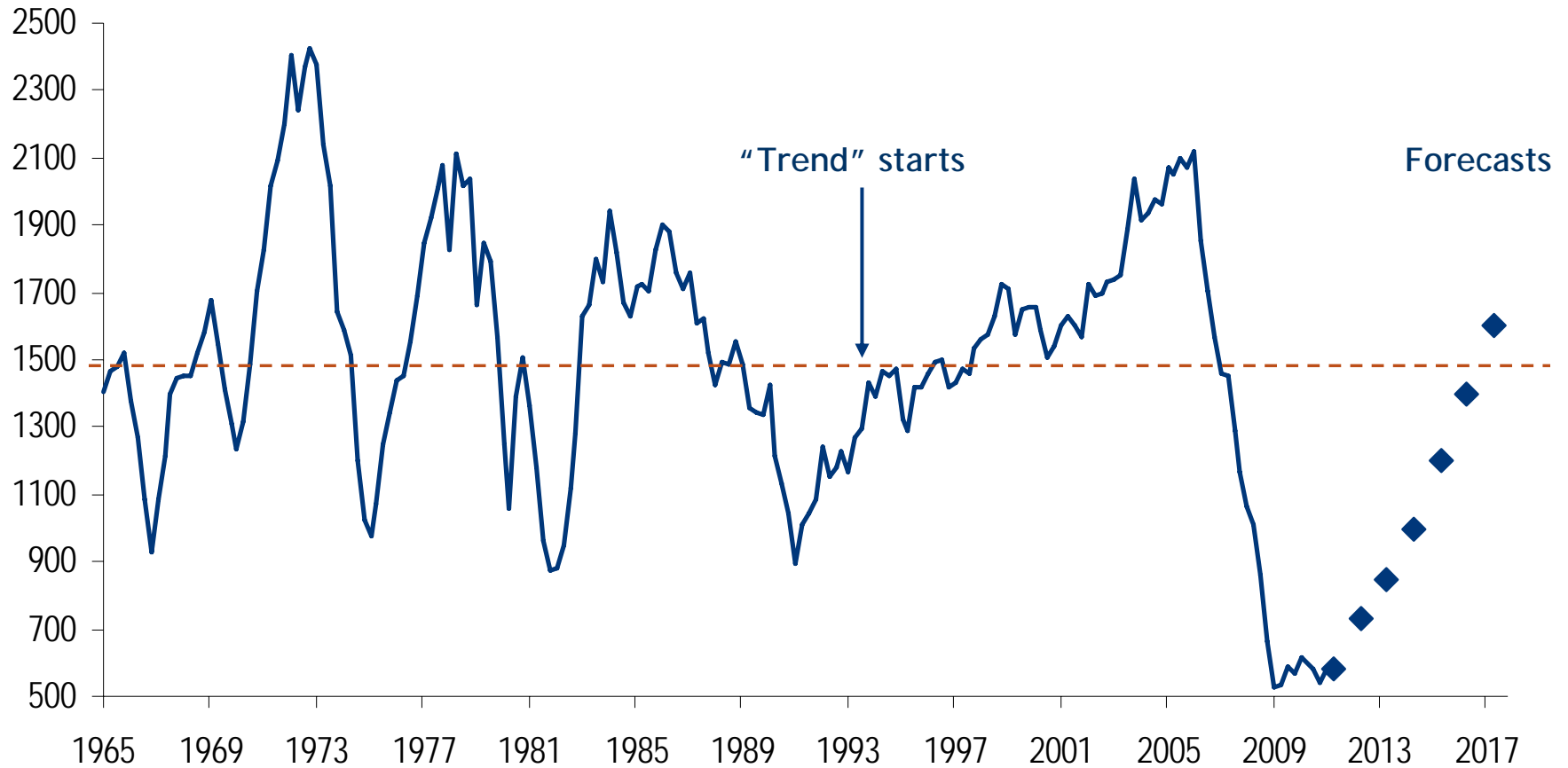


Return to fair valuation by year-end
(S&P Case-Shiller prices vs. family income)



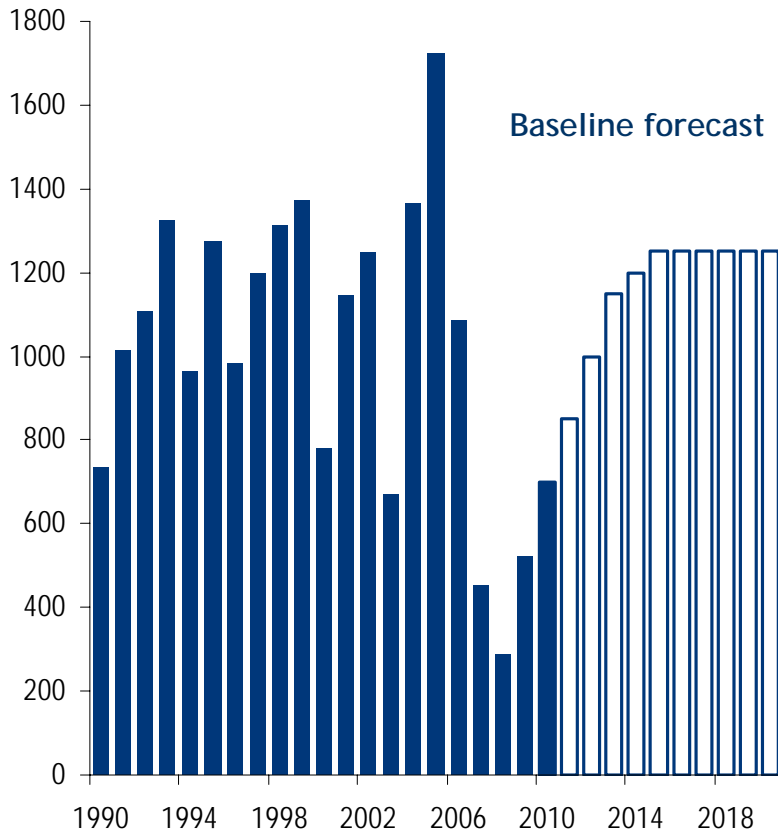
...which means starts will not return to normal until 2015-16

Housing starts
(000s)

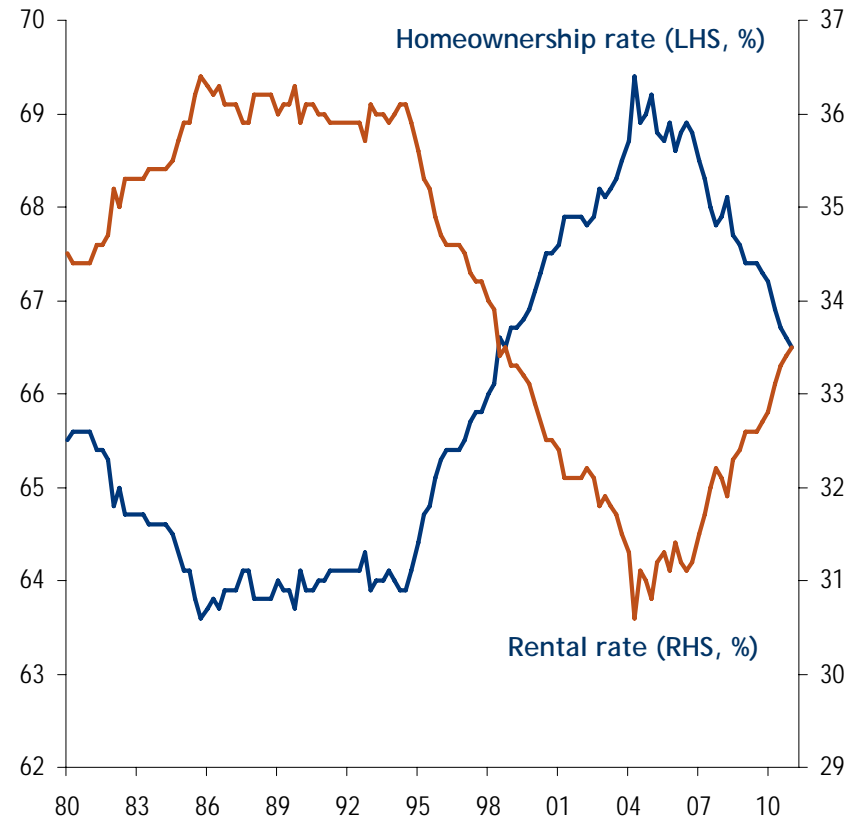


Housing hurts: Shifting away from homeownership

Household formation starting to recover
(thousands of households)



Shift homeownership to renting
(% occupied housing stock)



Florida Focus

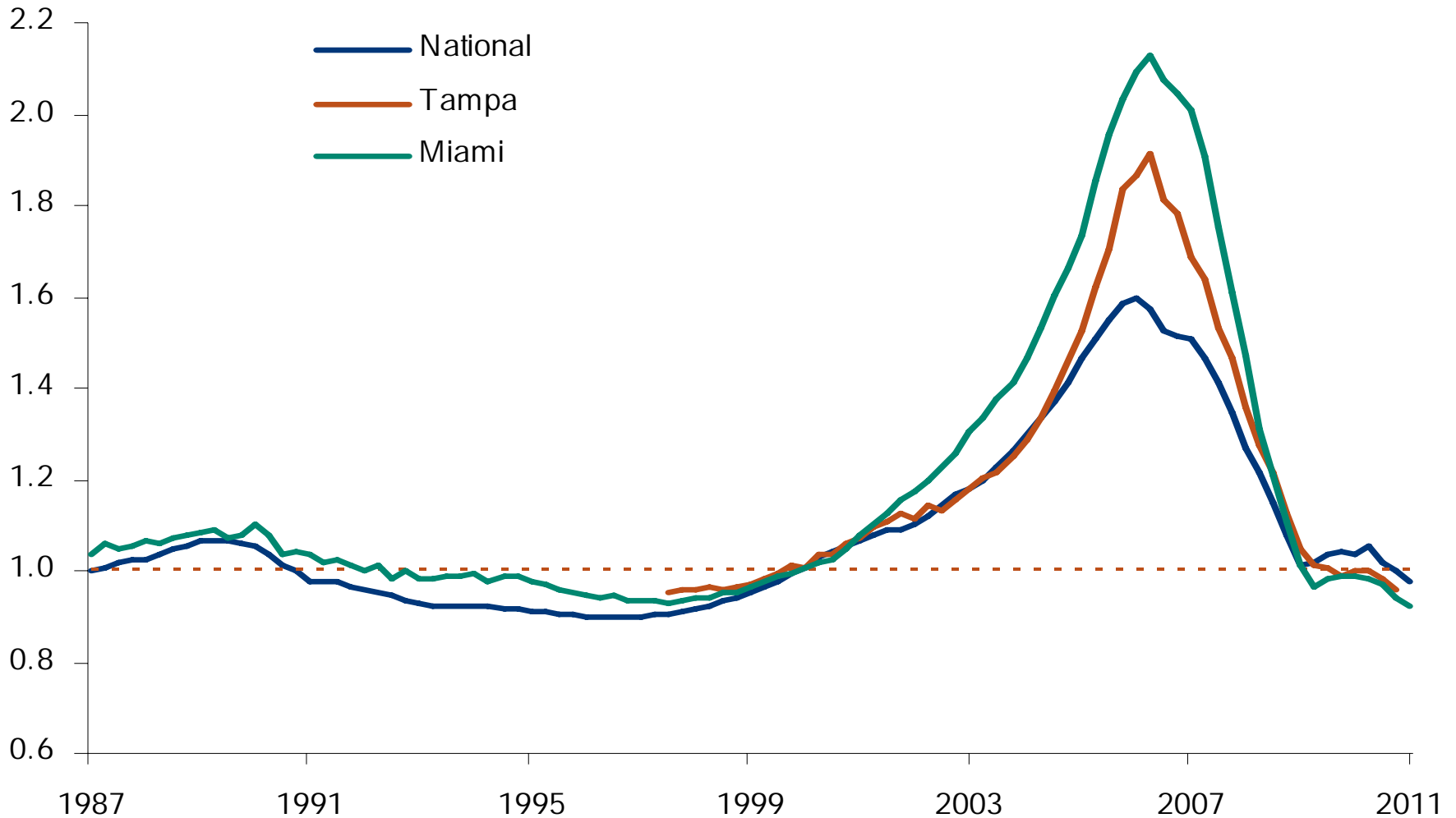
Regional home price comparison

Regional differences in price correction

S&P/Case-Shiller Home Price Index	% change from peak	Lowest level of prices since:	
Las Vegas	-58	Q4	1999
Phoenix	-55	Q2	2000
Miami	-50	Q4	2002
Detroit	-46	Q2	1994
Tampa	-46	Q4	2002
San Francisco	-39	Q2	2002
San Diego	-38	Q4	2004
Los Angeles	-37	Q3	2003
Minneapolis	-37	Q4	2000
Chicago	-33	Q3	2001
Seattle	-29	Q3	2004
Portland	-27	Q4	2004
Washington DC	-26	Q3	2004
Atlanta	-26	Q1	2000
New York	-24	Q1	2004
Charlotte	-19	Q3	2003
Cleveland	-17	Q3	2000
Boston	-16	Q2	2003
Denver	-10	Q3	2002
Dallas	-8	Q3	2004
Composite 20	-32	Q2	2003

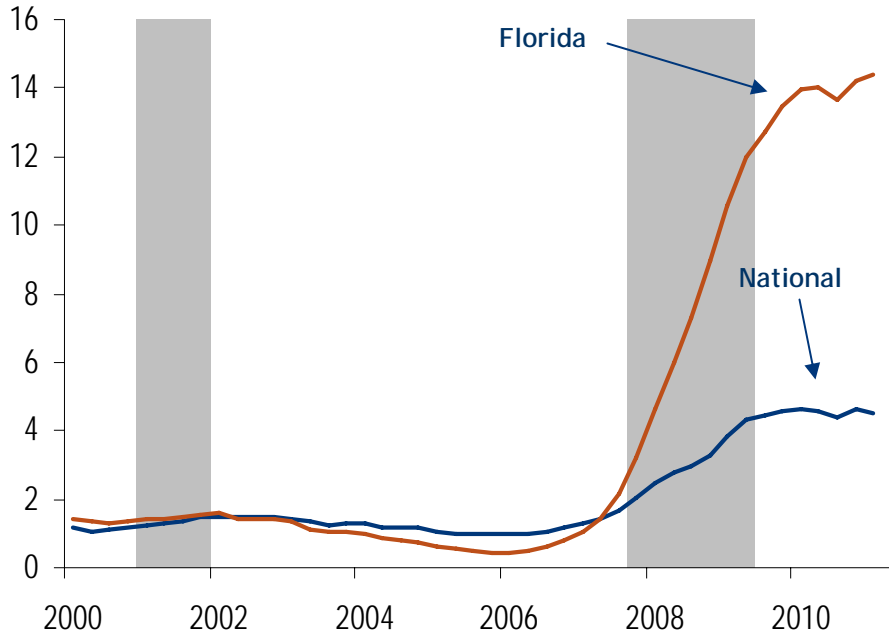
Florida: Prices close to fair valuation

Home price to rent ratio (indexed Q1 2000 = 1)

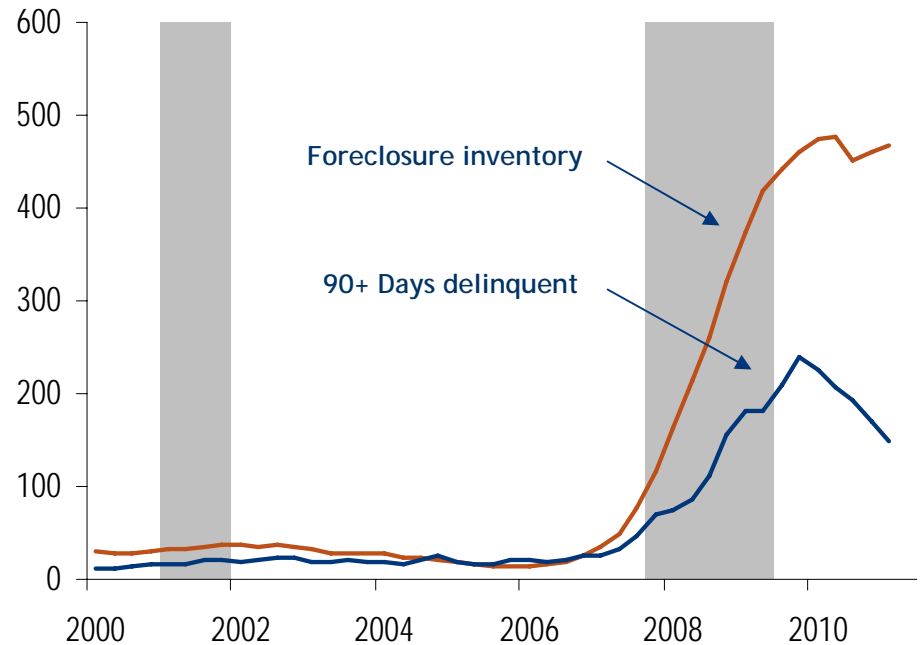


Florida: Huge foreclosure backlog

Foreclosure inventory in Florida vs. US
(% of mortgages outstanding)



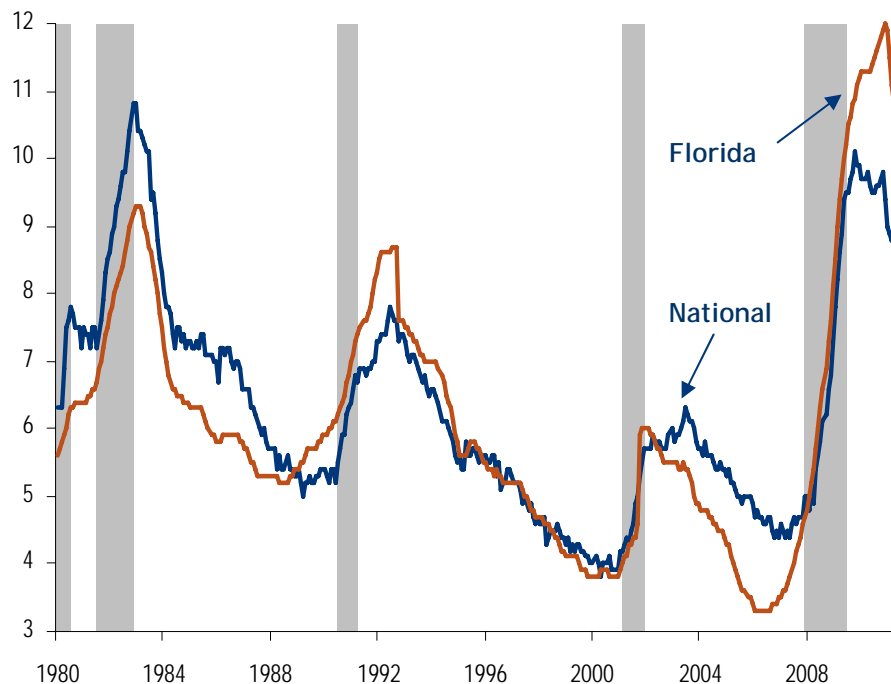
Foreclosure inventory vs. seriously delinquencies in Florida
(number of mortgages, thousands)



Florida: Weak labor market

	Unemployment rate
National	9.2
Florida	10.6
Ft Myers-Cape Coral	11.2
Deltona-Daytona Beach-Ormond Beach	10.9
Ft Lauderdale-Pompano Beach-Deerfield Beach	9.3
Ft Pierce-Port St Lucie	12.4
Ft Walton Beach	7.6
Gainesville	7.8
Jacksonville	10.1
Lakeland-Winter Haven	11.4
Miami-Fort Lauderdale-Miami Beach	11.3
Miami-Miami Beach-Kendall	13.4
Naples	10.8
Ocala	12.4
Orlando-Kissimmee	10.2
Melbourne-Titusville-Palm Bay	11.2
Palm Coast MicroSA	14.6
Panama City	10.2
Pensacola	9.8
Punta Gorda	11.0
North Port-Bradenton-Sarasota	10.9
Sebastian-Vero Beach	13.5
Tallahassee	8.1
Tampa-St Pete-Clearwater	10.9
West Palm Beach-Boca Raton-Boynton Beach	10.7

Unemployment rate
(percent)



Summary forecasts and Market calls

US outlook table

Real Economic Activity, % SAAR	3Q 10	4Q 10	1Q 11	2Q 11	3Q 11	4Q 11	2010	2011	2012
Real GDP	2.6	3.1	1.9	1.5	2.5	3.5	2.9	2.3	2.9
Consumer Spending	2.4	4.0	2.2	0.5	2.8	3.0	1.7	2.4	2.6
Residential Investment	-27.3	3.3	-1.9	-3.0	-2.0	5.0	-3.0	-3.0	5.3
Nonresidential Investment	10.0	7.7	2.0	6.1	6.6	11.6	5.7	6.9	9.1
Structures	-3.6	7.7	-14.8	2.0	0.0	2.0	-13.7	-2.6	3.6
Equipment and Software	15.4	7.7	8.7	7.5	9.0	15.0	15.3	10.4	11.0
Government	3.9	-1.7	-5.8	-1.5	-1.1	-0.5	1.0	-1.5	-0.5
Exports	6.7	8.6	7.7	5.5	6.5	9.0	11.7	7.3	8.0
Imports	16.8	-12.6	5.1	1.2	7.0	6.0	12.6	3.9	5.8
Net Exports (Bil 05\$)	-505	-398	-393	-375	-384	-377	-423	-382	-366
Inventory Accumulation (Bil 05\$)	121	16	56	67	80	83	63	71	80
Key Indicators									
Industrial Production (% SAAR)	6.7	3.1	4.3	1.5	3.0	5.5	5.3	3.9	3.9
Private Payrolls (Average MoM change, 000s)	104	146	191	124	125	160	98	150	189
Civilian Unemployment Rate (%)	9.6	9.6	8.9	9.1	9.2	9.1	9.6	9.1	8.8
Personal Savings Rate (%)	6.0	5.4	5.1	5.0	5.0	5.2	5.8	5.1	5.8
Inflation									
CPI, Consumer Prices (% SAAR)	1.4	2.6	5.2	4.1	3.2	1.6	1.6	3.2	2.1
% Change, Year Ago	1.2	1.3	2.1	3.4	3.8	3.5			
CPI ex Food & Energy (% SAAR)	1.1	0.6	1.7	2.5	2.4	1.2	1.0	1.6	1.7
% Change, Year Ago	0.9	0.7	1.1	1.5	1.8	2.0			
Rates									
<i>Fed Funds</i>	0-0.25	0-0.25	0-0.25	0-0.25	0-0.25	0-0.25	0.125	0-0.25	0.75
<i>3-Month LIBOR</i>	0.15	0.12	0.09	0.01	0.10	0.15	0.12	0.15	1.00
<i>2-Year T-Note</i>	0.43	0.59	0.80	0.46	0.70	1.00	0.59	1.00	2.50
<i>10-Year T-Note</i>	2.51	3.29	3.47	3.16	3.40	3.60	3.29	3.60	4.50

Market calls

	Q111	Q211	Q311	Q411	2010	2011	2012
2-Year T-Note	0.80	0.46	0.70	1.00	0.59	1.00	2.50
5-Year T-Note (% EOP)	2.24	1.76	2.10	2.35	2.01	2.35	3.40
10-Year T-Note (% EOP)	3.47	3.16	3.40	3.60	3.29	3.60	4.50
S&P price target	n.a.	n.a.	n.a.	n.a.	1244	1400	n.a.
EUR-USD (EOP)	1.42	0.00	1.37	1.40	1.34	1.05	1.45
USD-JPY (EOP)	83	81	83	86	81	83	93
WTI Crude oil (\$/bbl, avg)	96	116	104	88	79	101	90
Brent Crude oil (\$/bbl, avg)	106	122	110	94	78	108	95

Important Disclosures

BofA Merrill Lynch Research personnel (including the analyst(s) responsible for this report) receive compensation based upon, among other factors, the overall profitability of Bank of America Corporation, including profits derived from investment banking revenues.

Other Important Disclosures

Individuals identified as economists do not function as research analysts under U.S. law and reports prepared by them are not research reports under applicable U.S. rules and regulations. Macroeconomic analysis is considered investment research for purposes of distribution in the U.K. under the rules of the Financial Services Authority.

BofA Merrill Lynch Global Research policies relating to conflicts of interest are described at <http://www.ml.com/media/43347.pdf>.

"BofA Merrill Lynch" includes Merrill Lynch, Pierce, Fenner & Smith Incorporated ("MLPF&S") and its affiliates. Investors should contact their BofA Merrill Lynch representative or Merrill Lynch Global Wealth Management financial advisor if they have questions concerning this report.

Information relating to Non-US affiliates of BofA Merrill Lynch and Distribution of Affiliate Research Reports:

MLPF&S distributes, or may in the future distribute, research reports of the following non-US affiliates in the US (short name: legal name): Merrill Lynch (France): Merrill Lynch Capital Markets (France) SAS; Merrill Lynch (Frankfurt): Merrill Lynch International Bank Ltd., Frankfurt Branch; Merrill Lynch (South Africa): Merrill Lynch South Africa (Pty) Ltd.; Merrill Lynch (Milan): Merrill Lynch International Bank Limited; MLI (UK): Merrill Lynch International; Merrill Lynch (Australia): Merrill Lynch Equities (Australia) Limited; Merrill Lynch (Hong Kong): Merrill Lynch (Asia Pacific) Limited; Merrill Lynch (Singapore): Merrill Lynch (Singapore) Pte Ltd.; Merrill Lynch (Canada): Merrill Lynch Canada Inc; Merrill Lynch (Mexico): Merrill Lynch Mexico, SA de CV, Casa de Bolsa; Merrill Lynch (Argentina): Merrill Lynch Argentina SA; Merrill Lynch (Japan): Merrill Lynch Japan Securities Co., Ltd.; Merrill Lynch (Seoul): Merrill Lynch International Incorporated (Seoul Branch); Merrill Lynch (Taiwan): Merrill Lynch Securities (Taiwan) Ltd.; DSP Merrill Lynch (India): DSP Merrill Lynch Limited; PT Merrill Lynch (Indonesia): PT Merrill Lynch Indonesia; Merrill Lynch (Israel): Merrill Lynch Israel Limited; Merrill Lynch (Russia): Merrill Lynch CIS Limited, Moscow; Merrill Lynch (Turkey): Merrill Lynch Yatirim Bankasi A.S.; Merrill Lynch (Dubai): Merrill Lynch International, Dubai Branch; MLPF&S (Zürich rep. office): MLPF&S Incorporated Zürich representative office; Merrill Lynch (Spain): Merrill Lynch Capital Markets Espana, S.A.S.V.; Merrill Lynch (Brazil): Bank of America Merrill Lynch Banco Múltiplo S.A.

This research report has been approved for publication and is distributed in the United Kingdom to professional clients and eligible counterparties (as each is defined in the rules of the Financial Services Authority) by Merrill Lynch International and Banc of America Securities Limited (BASL), which are authorized and regulated by the Financial Services Authority and has been approved for publication and is distributed in the United Kingdom to retail clients (as defined in the rules of the Financial Services Authority) by Merrill Lynch International Bank Limited, London Branch, which is authorized by the Central Bank of Ireland and is subject to limited regulation by the Financial Services Authority – details about the extent of its regulation by the Financial Services Authority are available from it on request; has been considered and distributed in Japan by Merrill Lynch Japan Securities Co., Ltd., a registered securities dealer under the Financial Instruments and Exchange Act in Japan; is distributed in Hong Kong by Merrill Lynch (Asia Pacific) Limited, which is regulated by the Hong Kong SFC and the Hong Kong Monetary Authority; is issued and distributed in Taiwan by Merrill Lynch Securities (Taiwan) Ltd.; is issued and distributed in India by DSP Merrill Lynch Limited; and is issued and distributed in Singapore by Merrill Lynch International Bank Limited (Merchant Bank) and Merrill Lynch (Singapore) Pte Ltd. (Company Registration No.'s F 06872E and 198602883D respectively) and Bank of America Singapore Limited (Merchant Bank). Merrill Lynch International Bank Limited (Merchant Bank) and Merrill Lynch (Singapore) Pte Ltd. are regulated by the Monetary Authority of Singapore. Merrill Lynch Equities (Australia) Limited (ABN 65 006 276 795), AFS License 235132 provides this report in Australia in accordance with section 911B of the Corporations Act 2001 and neither it nor any of its affiliates involved in preparing this research report is an Authorised Deposit-Taking Institution under the Banking Act 1959 nor regulated by the Australian Prudential Regulation Authority. No approval is required for publication or distribution of this report in Brazil. Merrill Lynch (Dubai) is authorized and regulated by the Dubai Financial Services Authority (DFSA). Research reports prepared and issued by Merrill Lynch (Dubai) are prepared and issued in accordance with the requirements of the DFSA conduct of business rules.

Merrill Lynch (Frankfurt) distributes this report in Germany. Merrill Lynch (Frankfurt) is regulated by BaFin.



Other Important Disclosures

This research report has been prepared and issued by MLPF&S and/or one or more of its non-US affiliates. MLPF&S is the distributor of this research report in the US and accepts full responsibility for research reports of its non-US affiliates distributed to MLPF&S clients in the US. Any US person receiving this research report and wishing to effect any transaction in any security discussed in the report should do so through MLPF&S and not such foreign affiliates.

General Investment Related Disclosures:

This research report provides general information only. Neither the information nor any opinion expressed constitutes an offer or an invitation to make an offer, to buy or sell any securities or other financial instrument or any derivative related to such securities or instruments (e.g., options, futures, warrants, and contracts for differences). This report is not intended to provide personal investment advice and it does not take into account the specific investment objectives, financial situation and the particular needs of any specific person. Investors should seek financial advice regarding the appropriateness of investing in financial instruments and implementing investment strategies discussed or recommended in this report and should understand that statements regarding future prospects may not be realized. Any decision to purchase or subscribe for securities in any offering must be based solely on existing public information on such security or the information in the prospectus or other offering document issued in connection with such offering, and not on this report.

Securities and other financial instruments discussed in this report, or recommended, offered or sold by Merrill Lynch, are not insured by the Federal Deposit Insurance Corporation and are not deposits or other obligations of any insured depository institution (including, Bank of America, N.A.). Investments in general and, derivatives, in particular, involve numerous risks, including, among others, market risk, counterparty default risk and liquidity risk. No security, financial instrument or derivative is suitable for all investors. In some cases, securities and other financial instruments may be difficult to value or sell and reliable information about the value or risks related to the security or financial instrument may be difficult to obtain. Investors should note that income from such securities and other financial instruments, if any, may fluctuate and that price or value of such securities and instruments may rise or fall and, in some cases, investors may lose their entire principal investment. Past performance is not necessarily a guide to future performance. Levels and basis for taxation may change.

BofA Merrill Lynch is aware that the implementation of the ideas expressed in this report may depend upon an investor's ability to "short" securities or other financial instruments and that such action may be limited by regulations prohibiting or restricting "shortselling" in many jurisdictions. Investors are urged to seek advice regarding the applicability of such regulations prior to executing any short idea contained in this report.

Foreign currency rates of exchange may adversely affect the value, price or income of any security or financial instrument mentioned in this report. Investors in such securities and instruments effectively assume currency risk.

UK Readers: The protections provided by the U.K. regulatory regime, including the Financial Services Scheme, do not apply in general to business coordinated by BofA Merrill Lynch entities located outside of the United Kingdom. BofA Merrill Lynch Global Research policies relating to conflicts of interest are described at <http://www.ml.com/media/43347.pdf>.



Other Important Disclosures

Officers of MLPF&S or one or more of its affiliates (other than research analysts) may have a financial interest in securities of the issuer(s) or in related investments.

MLPF&S or one of its affiliates is a regular issuer of traded financial instruments linked to securities that may have been recommended in this report. MLPF&S or one of its affiliates may, at any time, hold a trading position (long or short) in the securities and financial instruments discussed in this report.

BofA Merrill Lynch, through business units other than BofA Merrill Lynch Global Research, may have issued and may in the future issue trading ideas or recommendations that are inconsistent with, and reach different conclusions from, the information presented in this report. Such ideas or recommendations reflect the different time frames, assumptions, views and analytical methods of the persons who prepared them, and BofA Merrill Lynch is under no obligation to ensure that such other trading ideas or recommendations are brought to the attention of any recipient of this report.

In the event that the recipient received this report pursuant to a contract between the recipient and MLPF&S for the provision of research services for a separate fee, and in connection therewith MLPF&S may be deemed to be acting as an investment adviser, such status relates, if at all, solely to the person with whom MLPF&S has contracted directly and does not extend beyond the delivery of this report (unless otherwise agreed specifically in writing by MLPF&S). MLPF&S is and continues to act solely as a broker-dealer in connection with the execution of any transactions, including transactions in any securities mentioned in this report.

Copyright and General Information regarding Research Reports:

Copyright 2011 Merrill Lynch, Pierce, Fenner & Smith Incorporated. All rights reserved. This research report is prepared for the use of BofA Merrill Lynch clients and may not be redistributed, retransmitted or disclosed, in whole or in part, or in any form or manner, without the express written consent of BofA Merrill Lynch. BofA Merrill Lynch research reports are distributed simultaneously to internal and client websites and other portals by BofA Merrill Lynch and are not publicly-available materials. Any unauthorized use or disclosure is prohibited. Receipt and review of this research report constitutes your agreement not to redistribute, retransmit, or disclose to others the contents, opinions, conclusion, or information contained in this report (including any investment recommendations, estimates or price targets) without first obtaining expressed permission from an authorized officer of BofA Merrill Lynch.

Materials prepared by BofA Merrill Lynch Global Research personnel are based on public information. Facts and views presented in this material have not been reviewed by, and may not reflect information known to, professionals in other business areas of BofA Merrill Lynch, including investment banking personnel. BofA Merrill Lynch has established information barriers between BofA Merrill Lynch Global Research and certain business groups. As a result, BofA Merrill Lynch does not disclose certain client relationships with, or compensation received from, such companies in research reports. To the extent this report discusses any legal proceeding or issues, it has not been prepared as nor is it intended to express any legal conclusion, opinion or advice. Investors should consult their own legal advisers as to issues of law relating to the subject matter of this report. BofA Merrill Lynch Global Research personnel's knowledge of legal proceedings in which any BofA Merrill Lynch entity and/or its directors, officers and employees may be plaintiffs, defendants, co-defendants or co-plaintiffs with or involving companies mentioned in this report is based on public information. Facts and views presented in this material that relate to any such proceedings have not been reviewed by, discussed with, and may not reflect information known to, professionals in other business areas of BofA Merrill Lynch in connection with the legal proceedings or matters relevant to such proceedings.

Other Important Disclosures

Any information relating to the tax status of financial instruments discussed herein is not intended to provide tax advice or to be used by anyone to provide tax advice. Investors are urged to seek tax advice based on their particular circumstances from an independent tax professional.

The information herein (other than disclosure information relating to BofA Merrill Lynch and its affiliates) was obtained from various sources and we do not guarantee its accuracy. This report may contain links to third-party websites. BofA Merrill Lynch is not responsible for the content of any third-party website or any linked content contained in a third-party website. Content contained on such third-party websites is not part of this report and is not incorporated by reference into this report. The inclusion of a link in this report does not imply any endorsement by or any affiliation with BofA Merrill Lynch. Access to any third-party website is at your own risk, and you should always review the terms and privacy policies at third-party websites before submitting any personal information to them. BofA Merrill Lynch is not responsible for such terms and privacy policies and expressly disclaims any liability for them.

All opinions, projections and estimates constitute the judgment of the author as of the date of the report and are subject to change without notice. Prices also are subject to change without notice. BofA Merrill Lynch is under no obligation to update this report and BofA Merrill Lynch's ability to publish research on the subject company(ies) in the future is subject to applicable quiet periods. You should therefore assume that BofA Merrill Lynch will not update any fact, circumstance or opinion contained in this report.

Certain outstanding reports may contain discussions and/or investment opinions relating to securities, financial instruments and/or issuers that are no longer current. Always refer to the most recent research report relating to a company or issuer prior to making an investment decision.

In some cases, a company or issuer may be classified as Restricted or may be Under Review or Extended Review. In each case, investors should consider any investment opinion relating to such company or issuer (or its security and/or financial instruments) to be suspended or withdrawn and should not rely on the analyses and investment opinion(s) pertaining to such issuer (or its securities and/or financial instruments) nor should the analyses or opinion(s) be considered a solicitation of any kind. Sales persons and financial advisors affiliated with MLPF&S or any of its affiliates may not solicit purchases of securities or financial instruments that are Restricted or Under Review and may only solicit securities under Extended Review in accordance with firm policies.

Neither BofA Merrill Lynch nor any officer or employee of BofA Merrill Lynch accepts any liability whatsoever for any direct, indirect or consequential damages or losses arising from any use of this report or its contents.